

# Study a Word Using a Morphology Search

See the module with the title, “Study a Word Using a Reverse Interlinear”, for another way to do a morphology search.

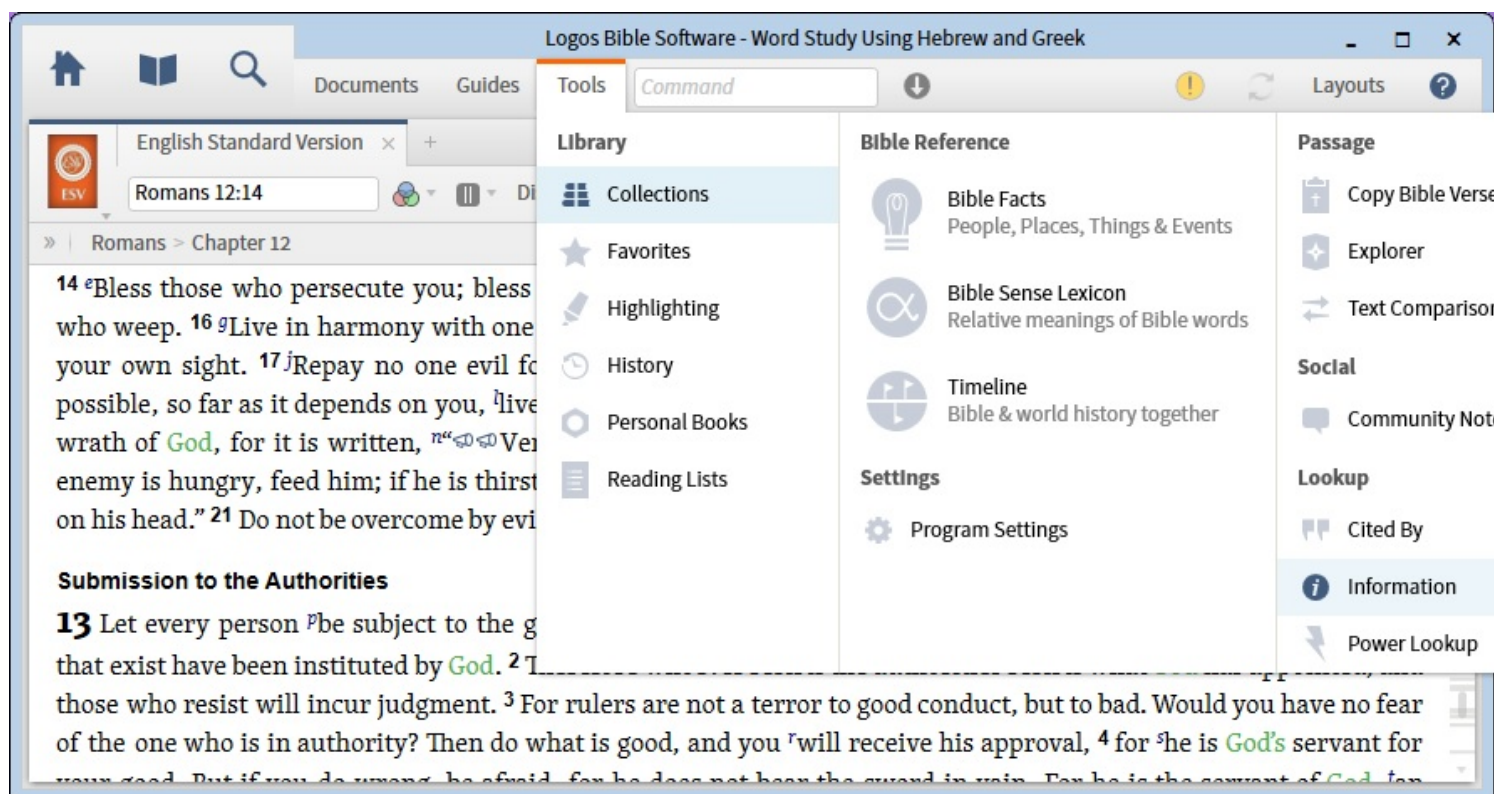
See the module with the title, “Studying English Words Using the Bible Word Study Guide”, to learn how to use the Bible Word Study to study a word.

The form of a word is called its **morphology**. Sometimes you need to know whether a word is singular or plural. Or you may need to know whether the tense of a word is past, present, or future. Or you may need to know other different meanings of a word. Identifying these differences is discovering the **morphology** of a word.

Here are some tools in Logos Bible Software that help you a morphology search.

## Find Information for a Word

Open the *English Standard Version*. Enter the Bible verse *Romans 12:14*. Select **Tools** in the menu. Then select **Information** under **Lookup** in the lower right, as shown here.



A window pane will open to the right, with the title *Information*. Next, move the mouse cursor over the word *Bless*, the first word in verse 14. The details for the word, *Bless*, are displayed in the Information pane, as shown here.

The screenshot shows the Logos Bible Software interface. The main window displays the text of Romans 12:14. The right-hand pane shows the 'Information' tab, which includes a definition of 'bless', a list of translations (NIV, ESV, NASB95, NRSV, NLT, LEB), a morphological breakdown (verb, present, active, imperative, second person, plural), and a Louw-Nida number (33.470).

You can see a definition for the word *bless*, followed by ways the word is translated. Note that the Louw-Nida number for this word is identified by the number, 33.470. If you click on “Louw-Nida”, the resource, “Greek-English Lexicon of the New Testament based on Semantic Domains”, will open to 33.470.


Next the morphology is shown for the word, “bless”, with the following information: “verb, present, active, imperative, second person, plural”. If you scroll down on the Information pane, you will see “Strong’s Greek #2127”. This is followed by “Louw Nida 33.470”, and a list of Bible verses that contain the word “bless” with this particular morphology.

## Specific Morphology Search

Now, let’s assume you want to find all of the verbs that have the same morphology as the word “bless”, as used in Romans 12:14. Right click on the word “Bless”, and you will see the following popup window:

The screenshot shows the Logos Bible Software interface. The main window displays the text of Romans 12:21: "14 <sup>e</sup>Bless those who persecute you; bless and do not curse them. 15 <sup>f</sup>Rejoice with those who rejoice, weep with those who weep. 16 Do not be overcome by evil, but overcome evil with good." The word "Bless" is highlighted in blue. A search pane is open over the text, showing various lookup options on the left and a detailed morphological table on the right.

Selection	Bless
Reference	Romans 12:14
Manuscript	εὐλογεῖτε
Lemma	εὐλογέω
Root	λεγω
Morph	VPAM2P
Greek Strong's	Strong's Greek #2127
Louw-Nida	Louw Nida 33.470
Sense	to bless (favor)
Person	Church at Rome
Person	Romans

Note that the morphology, or "Morph", for the word *Bless* is "VPAM2P". To search for other words that have this same morphology, select the magnifying glass icon, . In the "Find" slot, enter the "@" symbol, by holding down the *shift* key and press 2. After this, enter "VPAM2P". Also select **Morph** in the upper-right of the Search pane. The following information is shown:

The screenshot shows the Logos Bible Software interface for word study. The search query is "@VPAM2P". The results are displayed in a grid format with columns for Part of Speech, Tense, Voice, Mood, Person, Number, Case, and Gender. The selected word is λογίζομαι, which is a Verb in the Present tense, Active voice, Imperative mood, Second Person, Plural number.

Part of Speech	Tense	Voice	Mood	Person	Number	Case	Gender
Adverb	Aorist	Active	Indicative	First Person	Dual	Accusative	Feminine
Conjunction	Future	Middle	Imperative	Second Person	Plural	Dative	Masculine
Article	Imperfect	Passive	Infinitive	Third Person	Singular	Genitive	Neuter
Interjection	Pluperfect	Either Middle or Passive	Optative			Nominative	
Adjective	Present		Participle			Vocative	
Noun	Perfect		Subjunctive				
Preposition	Future Perfect						
Pronoun							
Particle							
Verb							
Indeclinable							

lemma:λογος@NNSM  
**Surface Form**  
 λογίζομενος

Bible or non-Bible, or choose All Resources and a specific Morphology.  
 5. Choose and edit a Search Suggestion, type your own query,

You will see that the part of speech is Verb (V), the tense is Present (P), the voice is Active (A), the mood is Imperative (M), the person is Second Person (2), and the number is Plural (P).

You can change the search string, "Search **All Morph Text** in **Matthew-John** in **ESV** with **Logos Greek M... for**", if you prefer. Each of these bold, blue, short strings can be modified.

The screenshot shows the search interface with a search string "@VPA" and a search box containing "Find". Below the search box, there are checkboxes for "SEARCH FIELDS", "Surface Text", and "Words of Christ".

Search **All Morph Text** in **Matthew-John** in **English Standard**

@VPA Find Clear

SEARCH FIELDS

Surface Text

Words of Christ

Now, if you only want to search the "Surface Text", which is text that is visible using the default view settings, click the box on the left. Also, you can limit the search to just the "Words of Christ".

Now, click on the substring, "Matthew-John". You will see the following dropdown window:

All Passages

Matthew–John

COMMON DIVISIONS

Entire Bible (Gen–4 Macc)

Old and New Testament (Gen–Rev)

Old Testament (Gen–Mal)

New Testament (Matt–Rev)

Apocrypha (Tobit–4 Macc)

Law (Gen–Deut)

Histories (Josh–Esther, Tobit–Gk Esth, 1 Macc...

Nevi'im (Josh–Judg, 1 Sam–2 Kings, Isa–Jer, E...

Kethuvim (Ruth, 1 Chron–Song, Lam, Dan)

Former Prophets (Josh–Judg, 1 Sam–2 Kings)

Latter Prophets (Isa–Jer, Ezek, Hos–Mal)

Poetic Books (Job–Song)

Poetic Writings (Job–Prov)

Megilloth (Ruth, Esther, Eccles–Song, Lam)

*New reference range*

*Range title*

Save

You can narrow your search to “Entire Bible”, or to a particular subgroup of books, such as “Old Testament”, “New Testament”, “Law”, or other selections. You can even define your own subgroup by entering the range in the subpane, “New reference range”, and by giving a name to your new subgroup by entering a name in the subpane, “Range title”.

Now, click on the substring, “ESV”, (English Standard Version), to select a different resource to be searched. You will see the following dropdown window:

Search In

Find



All Resources

All Open Resources

OPEN RESOURCES

ESV English Standard Version

COLLECTIONS

Ron's English Bibles

TAGS AND RATINGS

mytag:part of original install 8-15-2013

SERIES

Lexham Discourse Bible

ALL MORPH RESOURCES

AGNT Analytical Greek New Testament

BHS SESB 2.0 Biblia Hebraica Stuttgartensia :...

BHS SESB 2.0 Biblia Hebraica Stuttgartensia :...

UBS4 The Greek New Testament, Four...

LDGNT The Lexham Discourse Greek N...

LDHB The Lexham Discourse Hebrew...

LEB The Lexham English Bible


NASB95 New American Standard Bible:...



You can narrow your search to any one of the selections shown in the list.

Finally, click on the substring, “Logos Greek M...”, to select one of three morphologies for the search. You will see the following dropdown window:



Once you have narrowed down your search, click the mouse on the right arrow, . The chart that is generated lists the Bible verses that contain words with the morphology, “VPAM2P”, in this case.