

## Study a Word Using a Morphology Search

See the module with the title, “Study a Word Using a Reverse Interlinear”, for another way to do a morphology search.

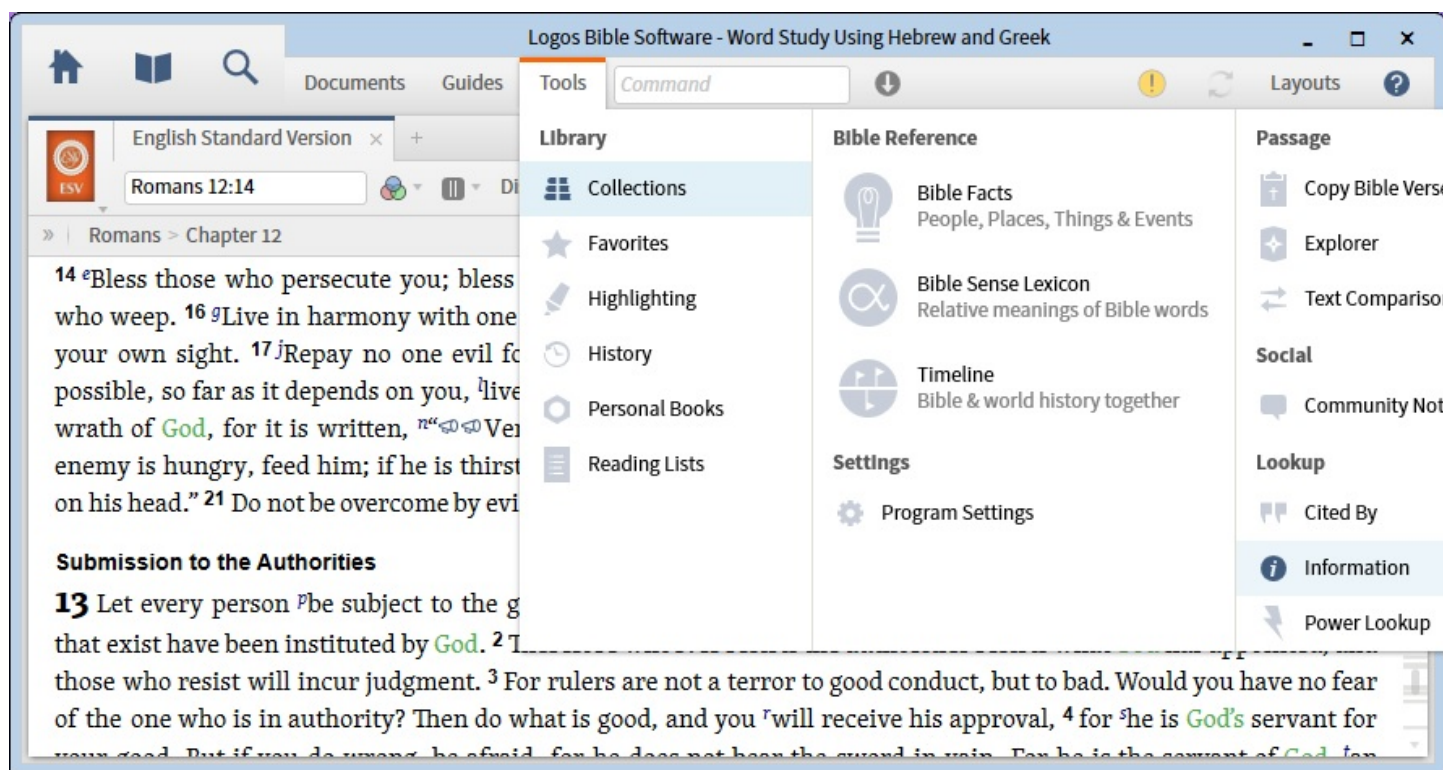
See the module with the title, “Studying English Words Using the Bible Word Study Guide”, to learn how to use the Bible Word Study to study a word.

The form of a word is called its **morphology**. Sometimes you need to know whether a word is singular or plural. Or you may need to know whether the tense of a word is past, present, or future. Or you may need to know other different meanings of a word. Identifying these differences is discovering the **morphology** of a word.

Here are some tools in Logos Bible Software that help you a morphology search.

### Find Information for a Word

Open the *English Standard Version*. Enter the Bible verse *Romans 12:14*. Select **Tools** in the menu. Then select **Information** under **Lookup** in the lower right, as shown here.



A window pane will open to the right, with the title *Information*. Next, move the mouse cursor over the word *Bless*, the first word in verse 14. The details for the word, *Bless*, are displayed in the Information pane, as shown here.

The screenshot shows the Logos Bible Software interface. The main window displays the English Standard Version (ESV) of Romans 12:14. The text reads: "14 <sup>e</sup>Bless those who persecute you; bless and do not curse them. 15 <sup>f</sup>Rejoice with those who rejoice, weep with those who weep. 16 <sup>g</sup>Live in harmony with one another. 17 <sup>h</sup>Do not be haughty, but associate with the lowly. 18 <sup>i</sup>Never be wise in your own sight. 19 <sup>j</sup>Repay no one evil for evil, but 20 <sup>k</sup>give thought to do what is honorable in the sight of all. 21 <sup>l</sup>If possible, so far as it depends on you, 22 <sup>m</sup>live peaceably with all. 23 <sup>n</sup>Beloved, 24 <sup>o</sup>never avenge yourselves, but leave it 25 <sup>p</sup>to the wrath of God, for it is written, 26 <sup>q</sup>“Vengeance is mine, I will repay, says the Lord.” 27 <sup>r</sup>To the contrary, 28 <sup>s</sup>if your enemy is hungry, feed him; if he is thirsty, give him something to drink; for by so doing you will heap burning coals on his head. 29 <sup>t</sup>Do not be overcome by evil, but overcome evil with good.

The right-hand pane, titled "Information", provides details for the word "Bless". It includes a definition: "bless to say or do something good for another (Gen. 12:2-3; Rom. 12:14). In the Old Testament, God promised to bless the Israelites when they were obedient to his law (Deut. 11:26-...". It also lists translations: "Bless NIV, ESV, NASB95, NRSV, NLT, LEB". The morphology is given as "verb, present, active, imperative, second person, plural". The Louw-Nida number 33.470 is highlighted, with a link to "Louv-Nida".

You can see a definition for the word *bless*, followed by ways the word is translated. Note that the Louw-Nida number for this word is identified by the number, 33.470. If you click on "Louv-Nida", the resource, "Greek-English Lexicon of the New Testament based on Semantic Domains", will open to 33.470.


Next the morphology is shown for the word, "bless", with the following information: "verb, present, active, imperative, second person, plural". If you scroll down on the Information pane, you will see "Strong's Greek #2127". This is followed by "Louv Nida 33.470", and a list of Bible verses that contain the word "bless" with this particular morphology.

### Specific Morphology Search

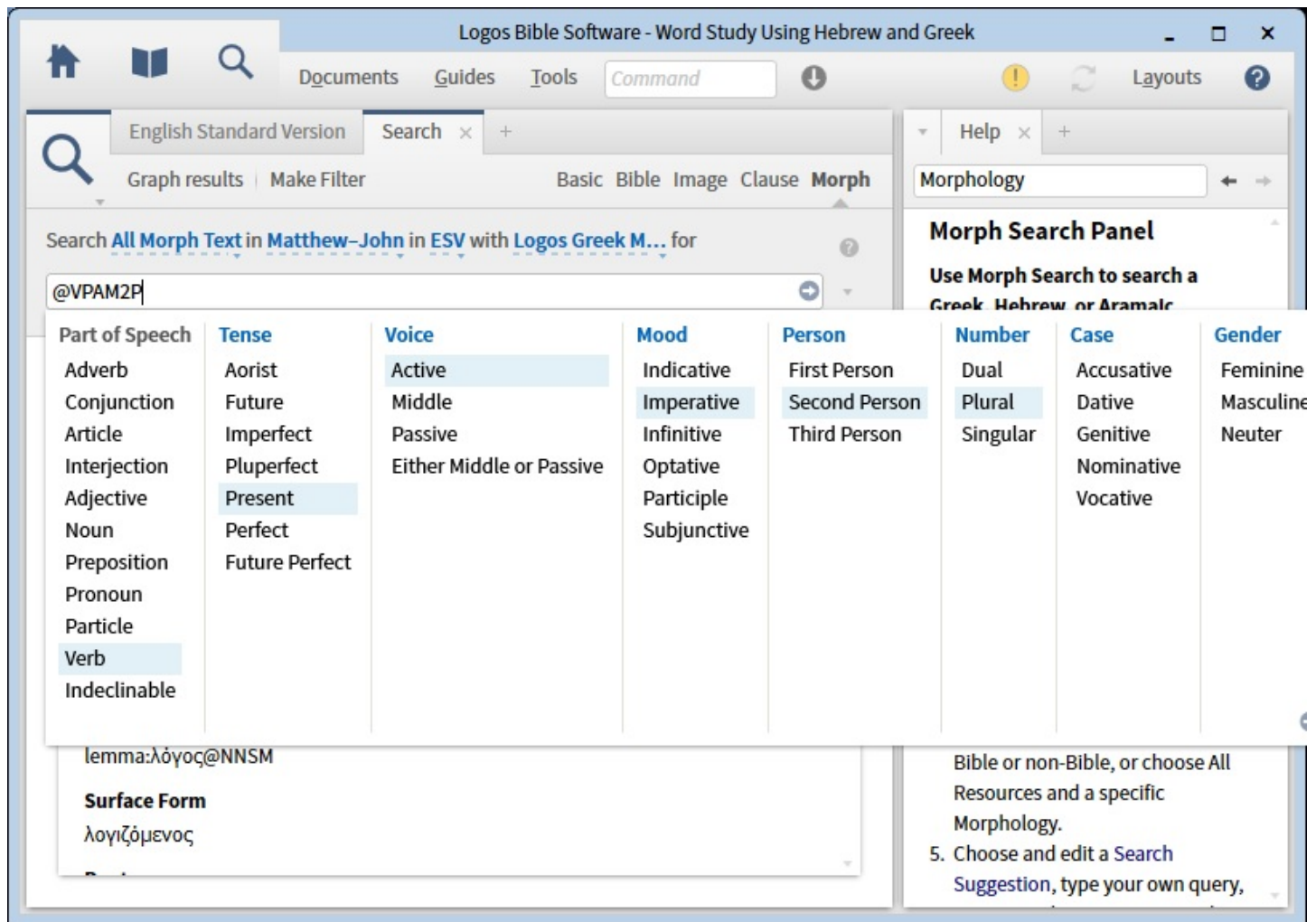
Now, let's assume you want to find all of the verbs that have the same morphology as the word "bless", as used in Romans 12:14. Right click on the word "Bless", and you will see the following popup window:

The screenshot shows the Logos Bible Software interface. The main window displays the text of Romans 12:14: "14 Bless those who persecute you; bless and do not curse them. 15 Rejoice with those who rejoice, weep with those who weep." The word "Bless" is highlighted in blue. A context menu is open over the word, showing various search options. On the right, a morphology table provides detailed information about the word.

Selection	Bless
Reference	Romans 12:14
Manuscript	εὐλογεῖτε
Lemma	εὐλογέω
Root	λεγω
Morph	VPAM2P
Greek Strong's	Strong's Greek #2127
Louw-Nida	Louw Nida 33.470
Sense	to bless (favor)
Person	Church at Rome
Person	Romans

Note that the morphology, or "Morph", for the word *Bless* is "VPAM2P". To search for other words that have this same morphology, select the magnifying glass icon, . In the "Find" slot, enter the "@" symbol, by holding down the *shift* key and press 2. After this, enter "VPAM2P". Also select **Morph** in the upper-right of the Search pane. The following information is shown:





You will see that the part of speech is Verb (V), the tense is Present (P), the voice is Active (A), the mood is Imperative (M), the person is Second Person (2), and the number is Plural (P).

You can change the search string, “Search **All Morph Text** in **Matthew-John** in **ESV** with **Logos Greek M...** for”, if you prefer. Each of these bold, blue, short strings can be modified.



Now, if you only want to search the “Surface Text”, which is text that is visible using the default view settings, click the box on the left. Also, you can limit the search to just the “Words of Christ”.

Now, click on the substring, “Matthew-John”. You will see the following dropdown window:

## Matthew–John in ESV with Logos Greek Mor... for

All Passages

Matthew–John

### COMMON DIVISIONS

Entire Bible (Gen–4 Macc)

Old and New Testament (Gen–Rev)

Old Testament (Gen–Mal)

New Testament (Matt–Rev)

Apocrypha (Tobit–4 Macc)

Law (Gen–Deut)

Histories (Josh–Esther, Tobit–Gk Esth, 1 Macc...

Nevi'im (Josh–Judg, 1 Sam–2 Kings, Isa–Jer, E...

Kethuvim (Ruth, 1 Chron–Song, Lam, Dan)

Former Prophets (Josh–Judg, 1 Sam–2 Kings)

Latter Prophets (Isa–Jer, Ezek, Hos–Mal)

Poetic Books (Job–Song)

Poetic Writings (Job–Prov)

Megilloth (Ruth, Esther, Eccles–Song, Lam)

*New reference range*

*Range title*

Save

You can narrow your search to “Entire Bible”, or to a particular subgroup of books, such as “Old Testament”, “New Testament”, “Law”, or other selections. You can even define your own subgroup by entering the range in the subpane, “New reference range”, and by giving a name to your new subgroup by entering a name in the subpane, “Range title”.

Now, click on the substring, “ESV”, (English Standard Version), to select a different resource to be searched. You will see the following dropdown window:

Search In

Find



All Resources

All Open Resources

OPEN RESOURCES

**ESV** English Standard Version

COLLECTIONS

Ron's English Bibles

TAGS AND RATINGS

mytag:part of original install 8-15-2013

SERIES

Lexham Discourse Bible

ALL MORPH RESOURCES

AGNT Analytical Greek New Testament

BHS SESB 2.0 Biblia Hebraica Stuttgartensia :...

BHS SESB 2.0 Biblia Hebraica Stuttgartensia :...

UBS4 The Greek New Testament, Four...

LDGNT The Lexham Discourse Greek N...

LDHB The Lexham Discourse Hebrew...

LEB The Lexham English Bible

NASB95 New American Standard Bible:...

You can narrow your search to any one of the selections shown in the list.

Finally, click on the substring, "Logos Greek M...", to select one of three morphologies for the search. You will see the following dropdown window:



**Logos Greek M... for**

**Aramaic**


**Logos Aramaic Morphology**

**Greek**

**Logos Greek Morphology**

**Hebrew**

**Logos Hebrew Morphology**

Once you have narrowed down your search, click the mouse on the right arrow, . The chart that is generated lists the Bible verses that contain words with the morphology, "VPAM2P", in this case.