








<-- Stage 3: Preparing for the Consultant check |Stage 5 3 UBS: Review by the community -->

Stage 4: Consultant Visit

Introduction

Note: This stage is not included in the USB plan.

The fourth stage of a translation project is the consultant visit. You will meet with the consultant and evaluate your text, make notes and revise your texts and back translations as needed. You will want to ensure that you have updated the status of your translation in the project plan.

^ Stage 4. Consulttant Check - Not started			Target Completion Date for MAT, Stage 4 <input type="text"/>
Task/Check	Assigned to		Status
Evaluation of Text	 (Unassigned) v	MAT 1-28	Waiting for Stage: Preparing for the consultant check
Consultant visit	 (Unassigned) v	MAT 1-28	Waiting for Stage: Preparing for the consultant check
Third Revision	 (Unassigned) v	MAT 1-28	Waiting for Task: Consultant visit
Biblical terms tool revision	 (Unassigned) v	MAT 1-28	Waiting for Task: Third Revision
Back translation revision	 (Unassigned) v	MAT 1-28	Waiting for Stage: Preparing for the consultant check
Preliminary consultant approval	 (Unassigned) v	MAT 1-28	Waiting for Stage: Preparing for the consultant check
Consultant report distributed	 (Unassigned) v	MAT 1-28	Waiting for Stage: Preparing for the consultant check

All tasks in this stage have been covered in previous modules.

- See Stage one and two of the previous manual.
- 2: BT1: Draft a Back Translation Back translation 1

3: BT2: Interlinearise a project Back translation 2

<-- Stage 3: Preparing for the Consultant check |Stage 5 3 UBS: Review by the community -->